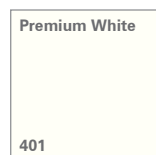






cover your high mobile table (table height: 108 cm)


decorative blinds to create a hospitality desk or a mobile bar

length size: L,M,S,XS and width size: 50,80

material definition: compact laminate with multilayer structure and consist of melamine resin impregnated decorative paper and multiple layers of soda kraft paper impregnated with phenolic resins, which are laminated under high pressure and heat

**BASIC****OPTION**

The decor lines will always be horizontal, not vertical.

CUSTOMIZED

any decor color which is available as a compact panel in the EGGER range

Item-number, measures (suitable for both sizes: STAGE_50 and STAGE_80):

38050 FRONTBLIND_STAGE_L: 1980 x 982 x 17 mm (7,8 kg)

38051 FRONTBLIND_STAGE_M: 1800 x 982 x 17 mm (7,1 kg)

38053 FRONTBLIND_STAGE_S: 1600 x 982 x 17 mm (6,5 kg)

38054 FRONTBLIND_STAGE_XS: 800 x 982 x 17 mm (3,2 kg)

38055 SIDEBLIND_STAGE_80: 800 x 982 x 17 mm (3,2 kg)

38056 SIDEBLIND_STAGE_50: 500 x 982 x 17 mm (2,0 kg)

- 1 watch for the small hooks at the top of the frontblind
- 2 lay the hook at the top of the base frame
- 3 use your feet to hold and stabilize the blind
- 4 the magnets will connect the frontblind at the table frame
- 5 frontblind ready mounted
- 6 start mounting the sideblind
- 7 watch for the hooks at the bottom of the blind
- 8 use your feet to hold and stabilize the blind
- 9 mounted hook laying on the base frame
- 10 bring the blind with the magnets to the base frame
- 11 12 front- and sideblind mounted

